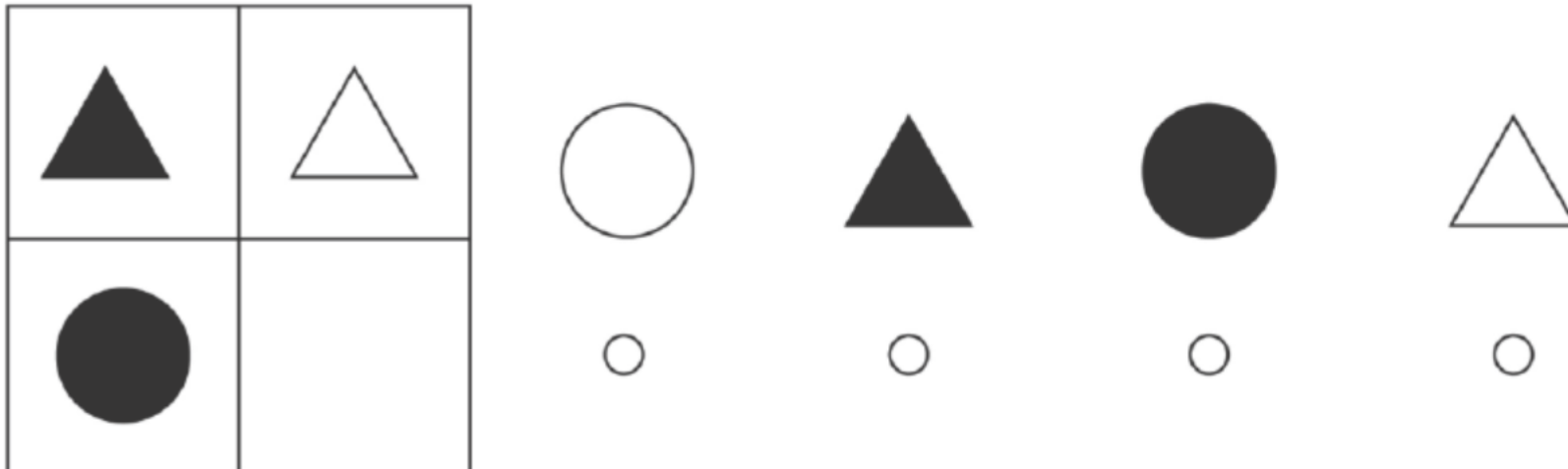




# Analogies – Part 2: Non-Verbal

An analogy is a comparison between 2 different things based on 1 or more shared qualities.

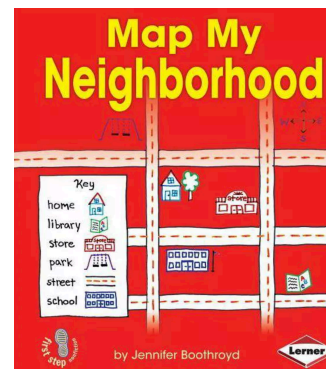
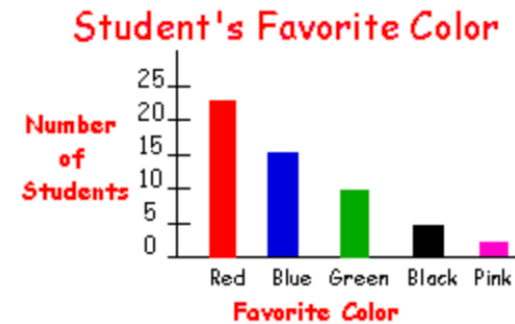
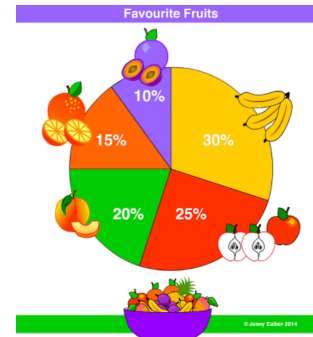




Today's presentation can be viewed at [Testingmom.com/classes](https://www.testingmom.com/classes).

# What is Non-Verbal Thinking?

## Non-Verbal or Spatial Thinking

- It's the opposite of thinking with words.
- It's your ability to think, reason, and solve problems using shapes, figures, diagrams, tables, maps and more!
- You use this thinking when you do puzzles, mazes, work with blocks and Legos.
- You use this thinking to read letters and numbers, draw shapes, do geometry, geography, math, understand data tables and charts, recognize patterns, and more!
- Strong spatial thinking leads to better organizational skills like organizing notes and materials for school.
- You use this thinking to recognize things you see in the world that fall into categories you know, but you've never seen them before.




# What Is An Analogy?

An analogy is a comparison between 2 different things based on 1 or more shared qualities.



That's a big word!!!

Can I impress my friends and parents with it!?



Compared Qualities:


Quantity



Size



Color



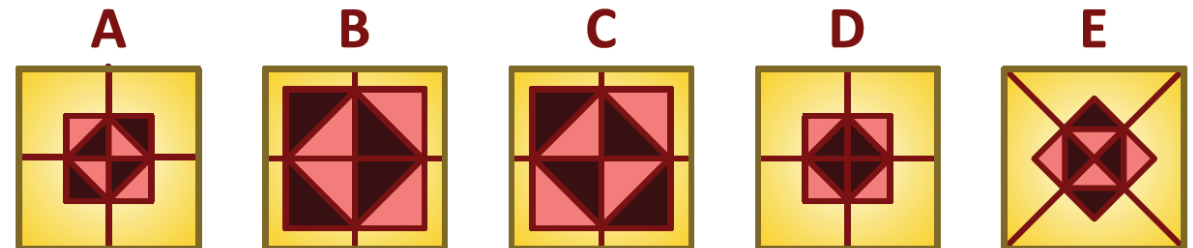
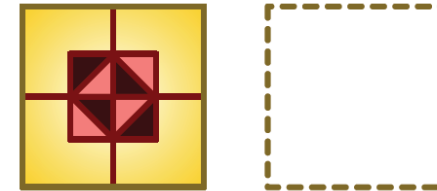
Direction

## TIP: LEARN the 10 Common Reasoning by Analogy Rules AND How to Apply Them!

1. Figures stay the **same**
2. Change in **color or shade**
3. Change in **quantity**
4. Change in **size**
5. Change in **shape**
6. Piece is **added or taken away**
7. Pieces **move or switch positions**
8. **Rotation**
9. **Mirror image or flip** (vertical or horizontal)
10. **Overall design** to the puzzle

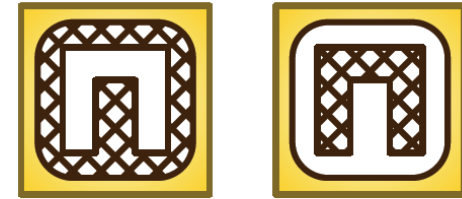

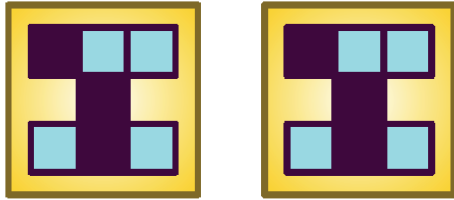
What is the relationship/rule between the first pair? Look for the exact same relationship between the second pair.

What belongs in the empty box?



Same figure goes from small to big.





A

B

C

D

E

A

B

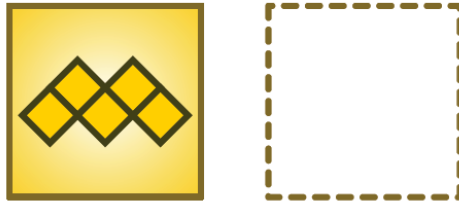

C

D

E

stays the same

color or shading changes



A

B


C

D

E



quantity changes






A

B

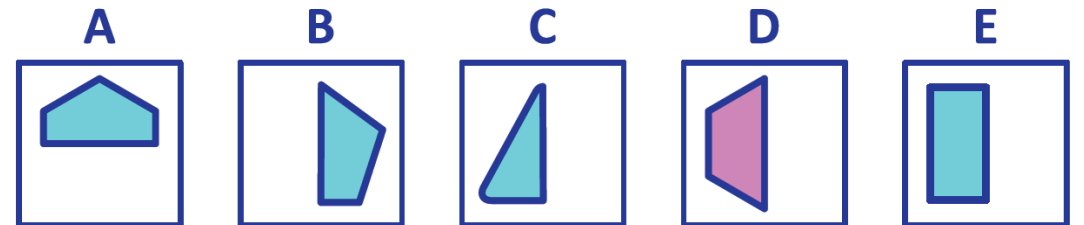
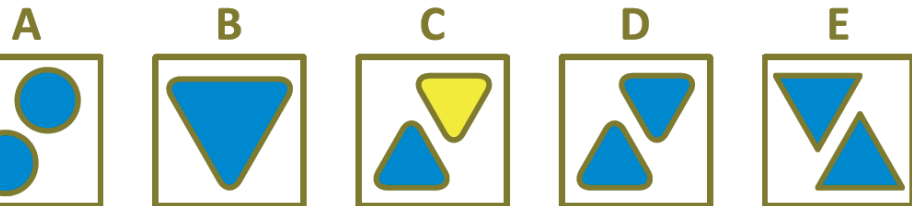
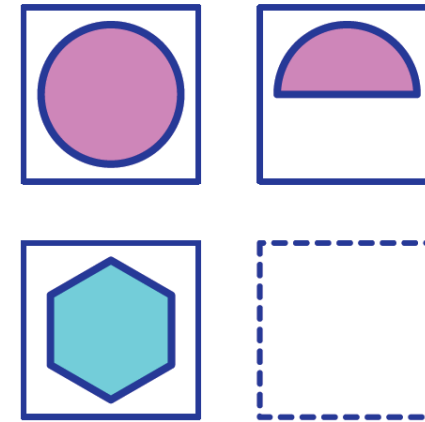

C

D

E

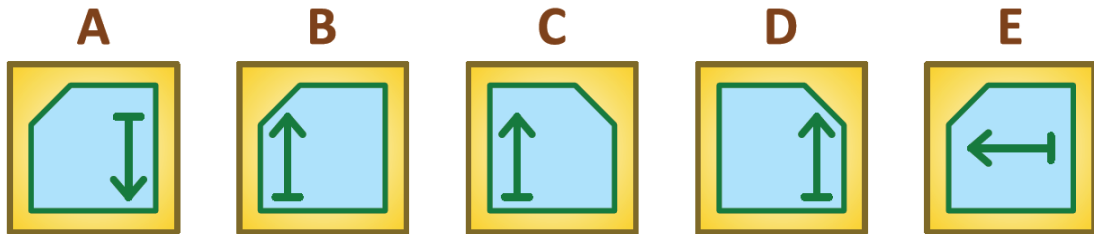
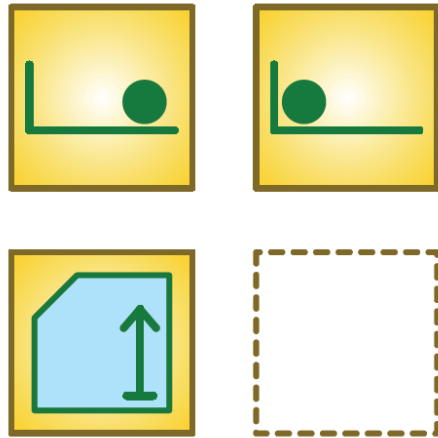


size changes

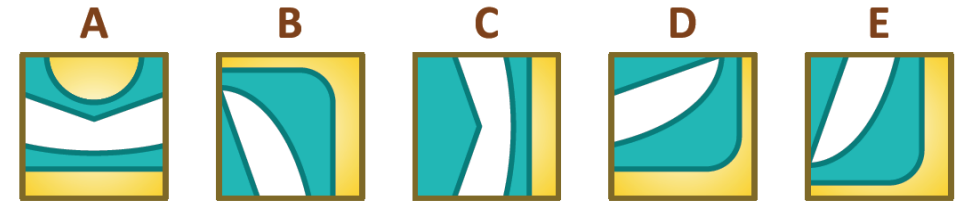



shape changes

piece is added or taken away





pieces move or switch positions



figures make an overall design




# Tips for Solving Reasoning by Analogy Puzzles



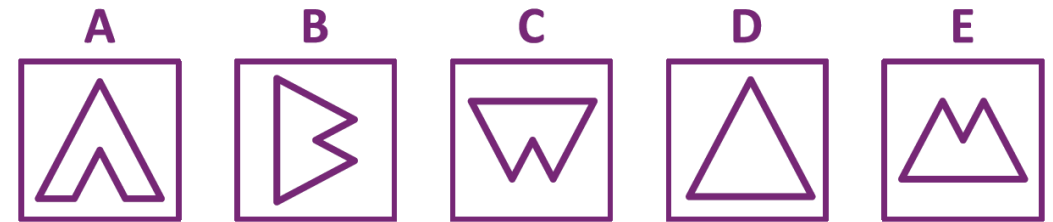
A

B

C

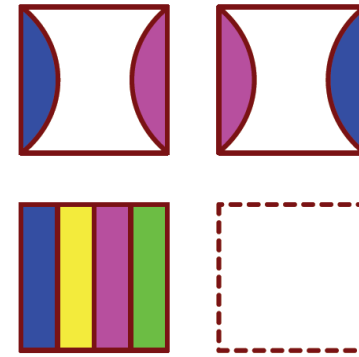
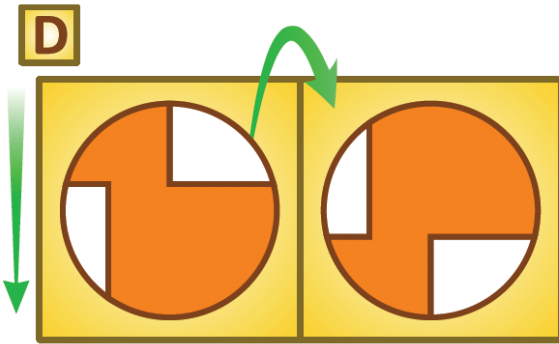
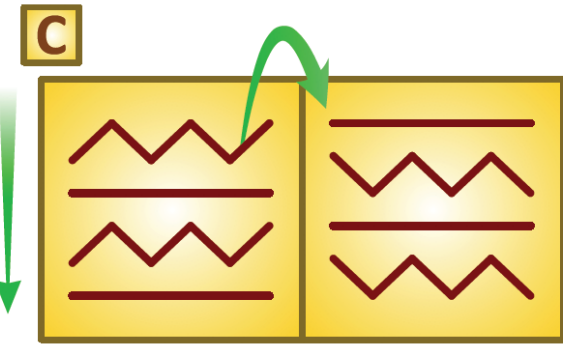
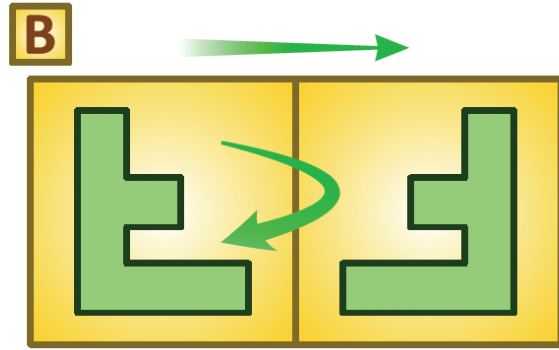



**Tip:** Use your thumb and middle finger to trace in the air how the picture rotates on top; then using the picture on the bottom trace the same rotation to find the answer.

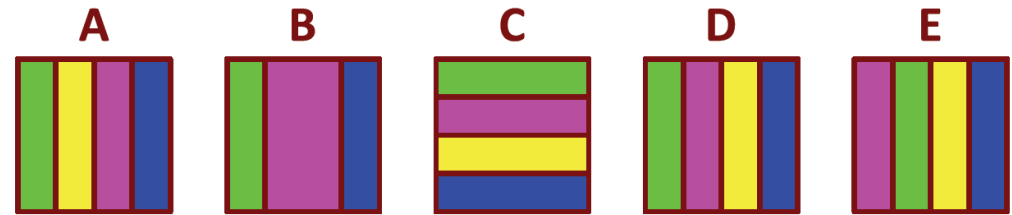


rotation





**Tip:** Use your thumb and middle finger to make an imaginary horizontal "flip" in the air of the first picture on top to show your child how it turns into the second picture.




**flip or mirror image**







## mirror image - horizontal flip




A



B




C



Say: With a mirror image, a picture either flips sideways or up and down. Choose the mirror image for the picture above.

## mirror image - vertical flip



A



B



C

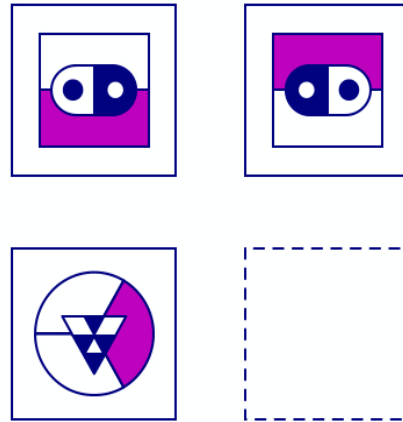


Say: With a mirror image, a picture either flips sideways or up and down. Choose the mirror image for the picture above.

# flip or mirror image



# Can You Name The Rule? Can You Find the Answer?



A



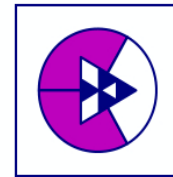
B



C



D




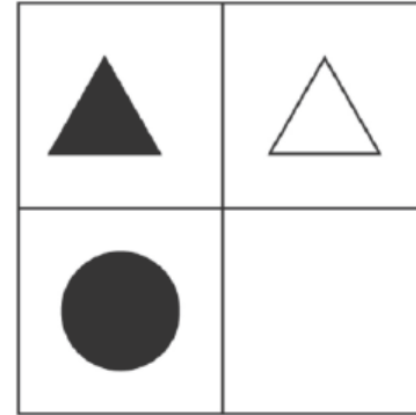

E

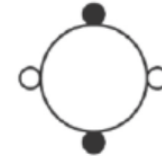
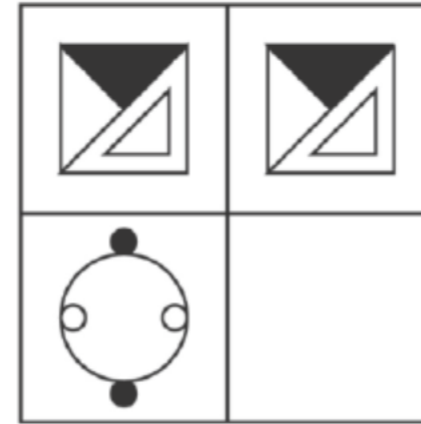
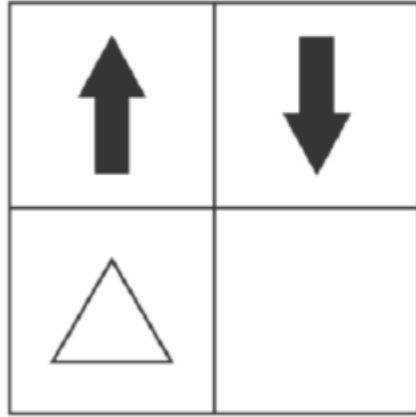


Is this a flip or a rotation?

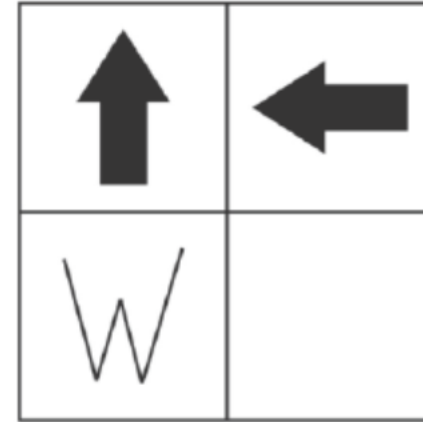



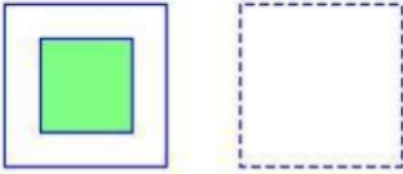
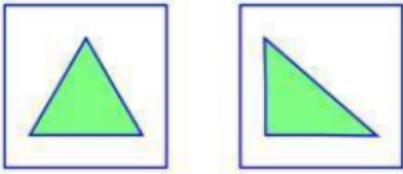
# Can You Name The Rule? Can You Find the Answer?




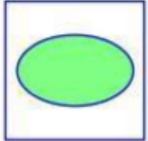











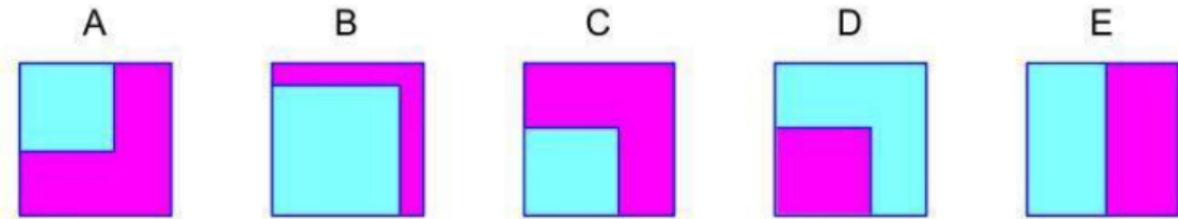
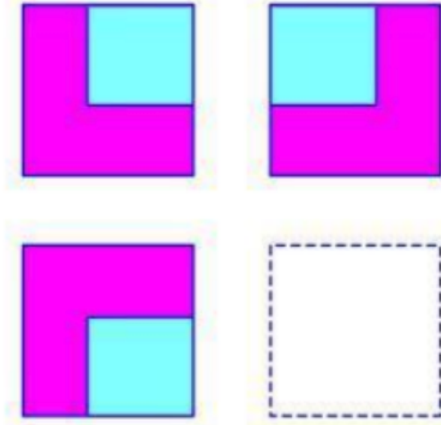
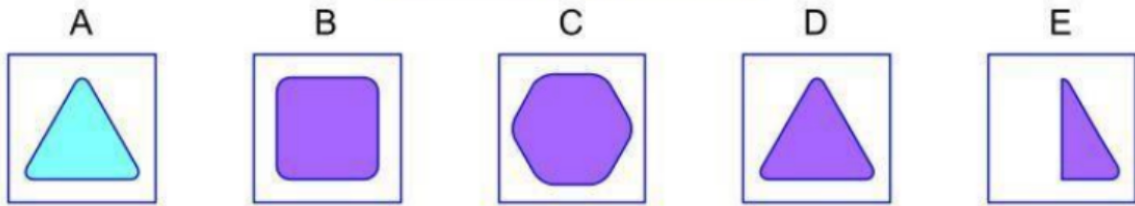
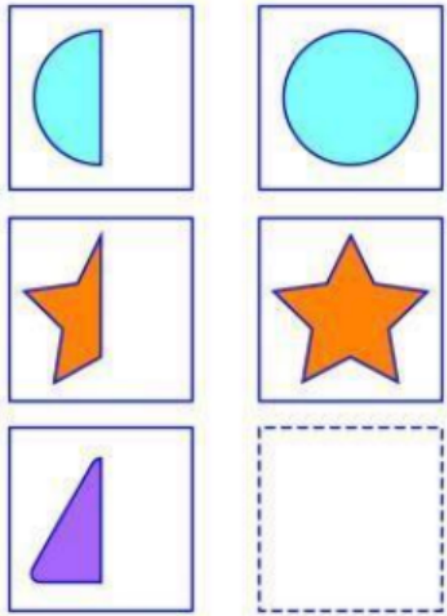



- A  

- B  

- C  

- D  

- E  


B	
C	

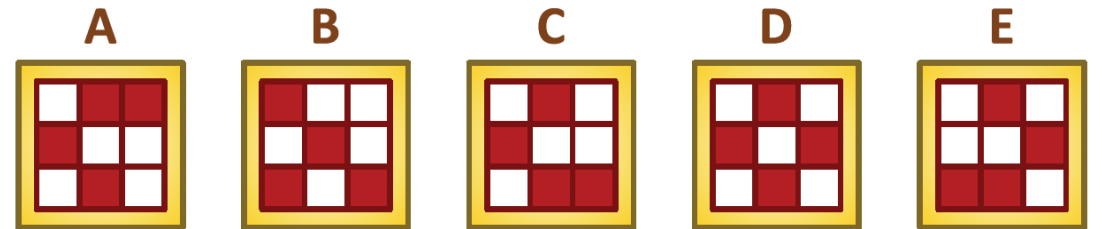
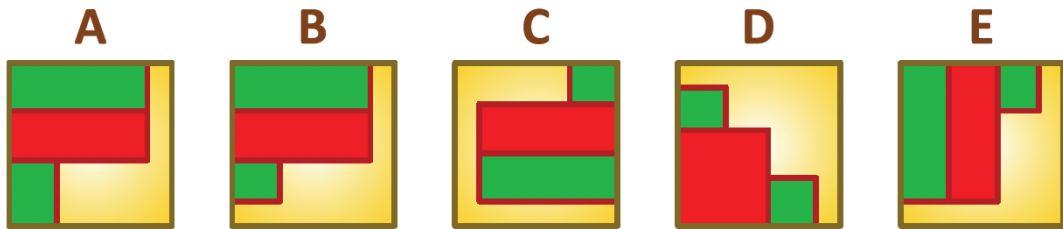
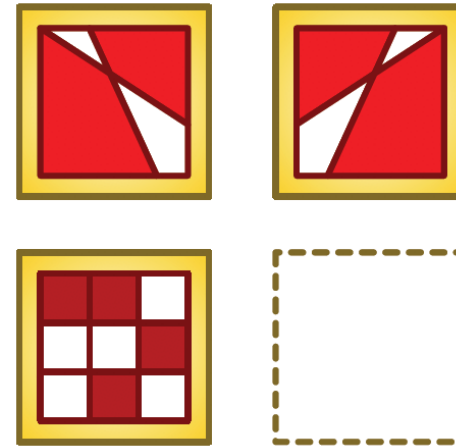
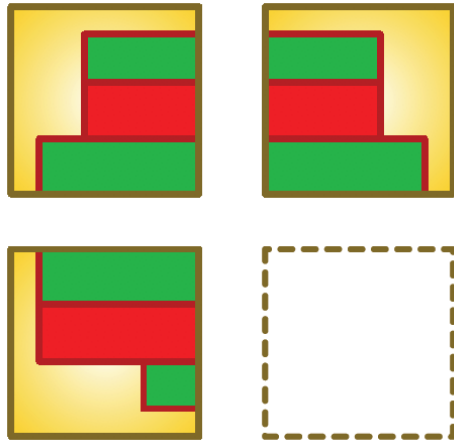
- 
- 
- 
- 







# Can You Name The Rule? Can You Find the Answer?

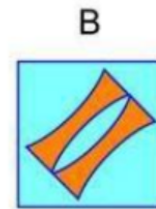
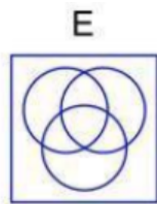
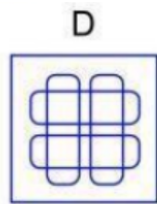
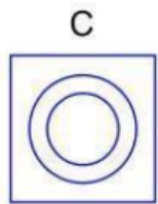
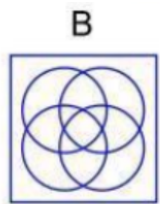
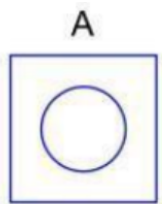
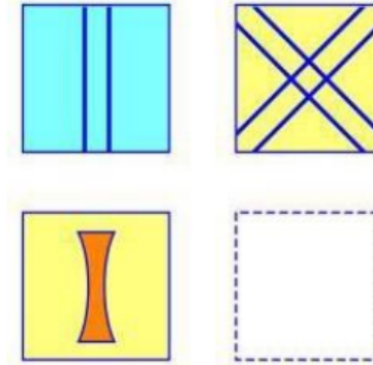
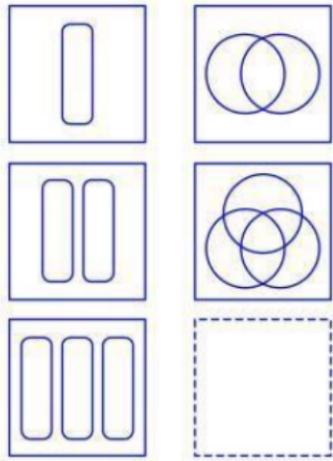




TestingMom.com  
INVOLVED PARENTS. SUCCESSFUL KIDS.

# Can You Name The Rule? Can You Find the Answer?

Hint: There's More Than 1 Rule!

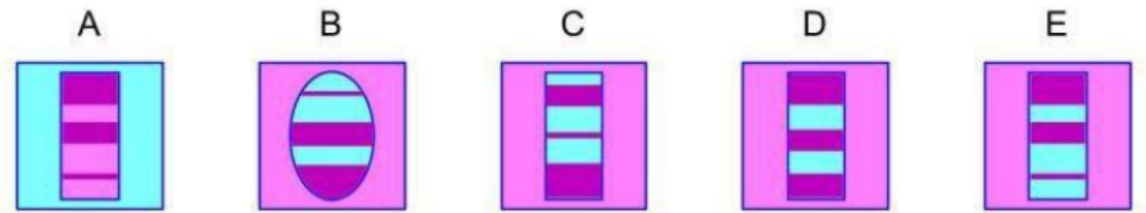
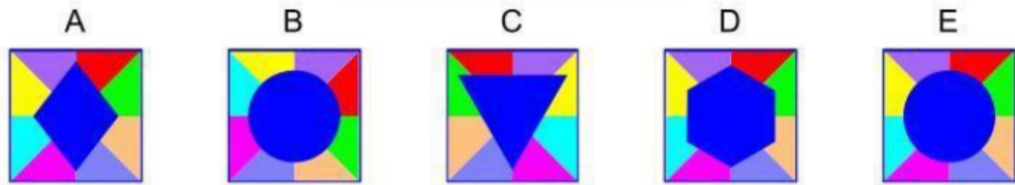
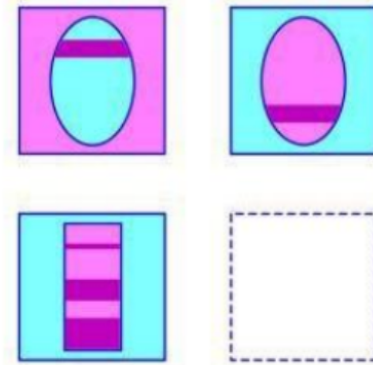
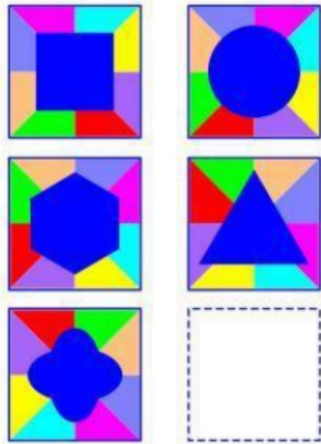






# Can You Name The Rule? Can You Find the Answer?


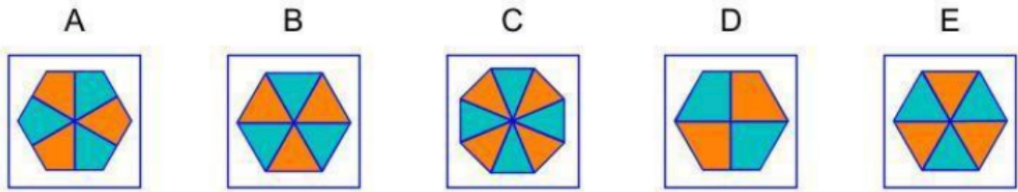

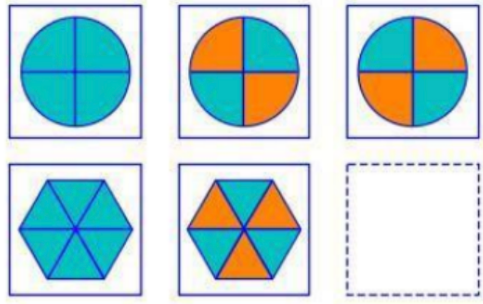
Hint: There's More Than 1 Rule!





# Can You Name The Rule? Can You Find the Answer?



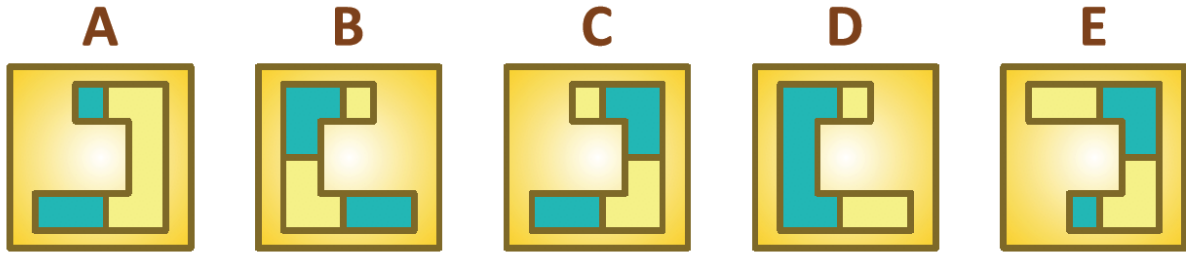
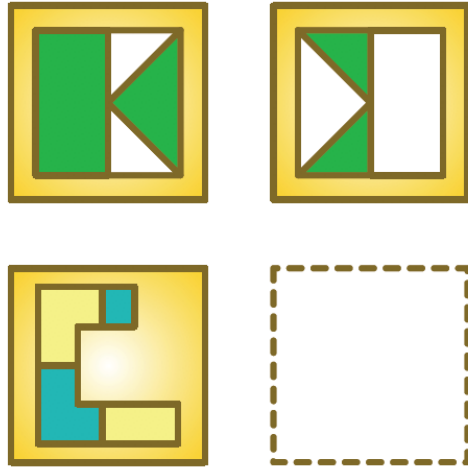

Hint: There's More Than 1 Rule!






# Can You Name The Rule? Can You Find the Answer?

Hint: There's More Than 1 Rule!






A



B



C



D



E



Master the individual rules in order to analyze the multiple changes in harder puzzle:

1. **Size change** – outer shape
2. **Piece is taken away** – half of inside shape
3. **Piece moves** – other half of inside shape
4. **Color change** – outer shape takes on the color of the part of the inside shape that was taken away

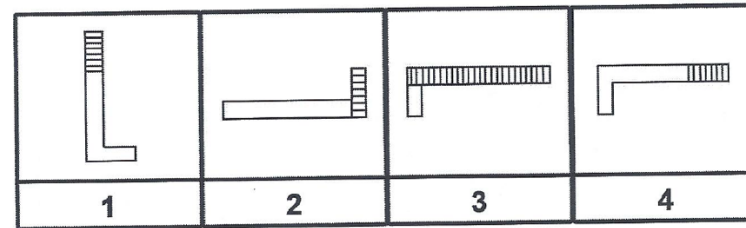
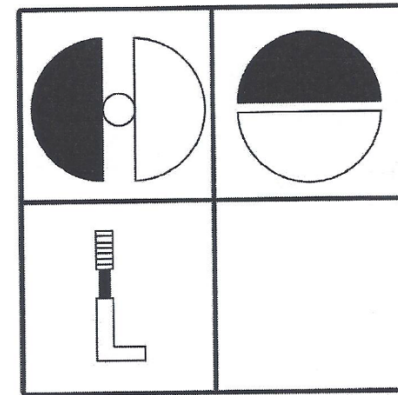
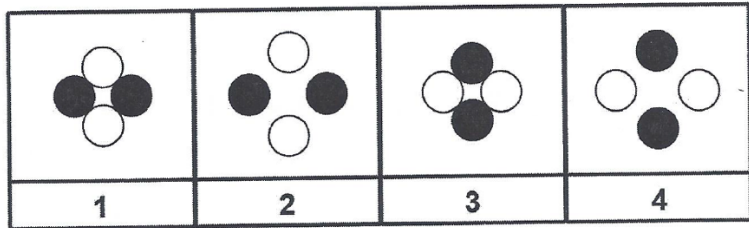
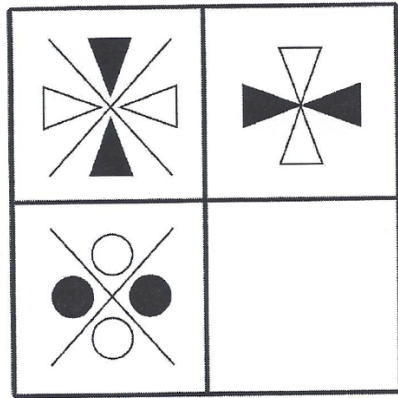
**TIP 1:** Talk through your reasoning out loud when learning to solve these puzzles.

**TIP 2:** Start with practice questions way below your grade level to master individual rules.



# Can You Name The Rule? Can You Find the Answer?

Hint: There's More Than 1 Rule!

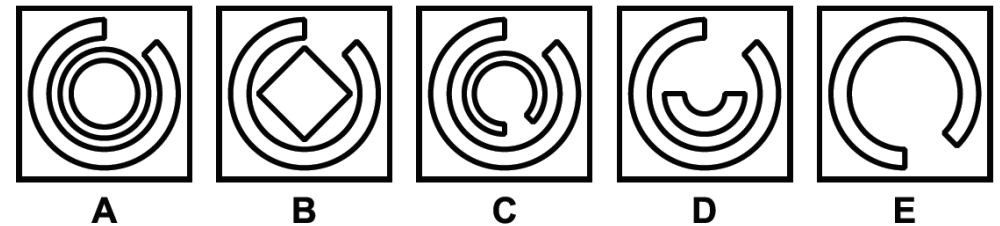
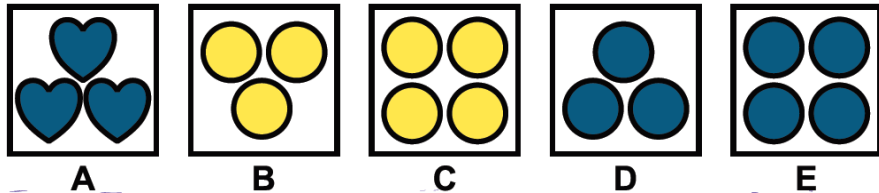
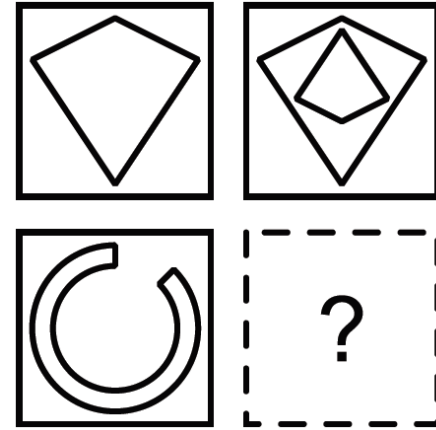







# Can You Name The Rule? Can You Find the Answer?

Hint: There's More Than 1 Rule!







TestingMom.com

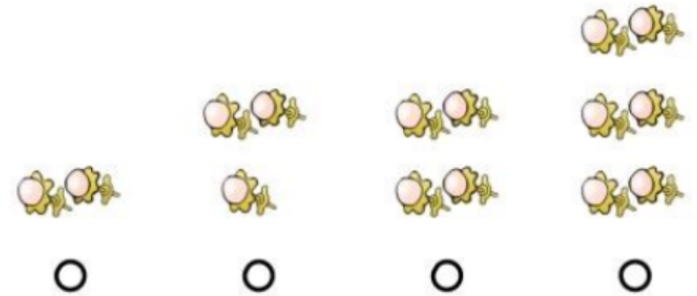
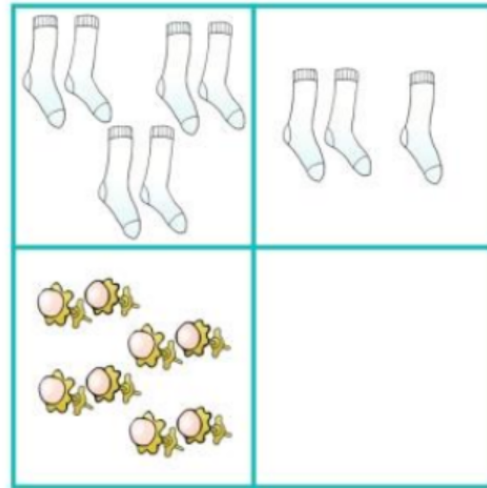

INVOLVED PARENTS. SUCCESSFUL KIDS.

# Quantitative Non-Verbal Analogy Puzzles





# Quantitative Non-Verbal Analogy Puzzles

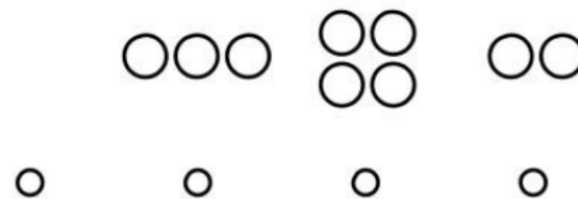
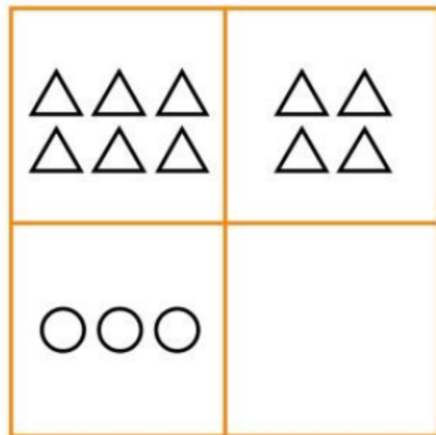
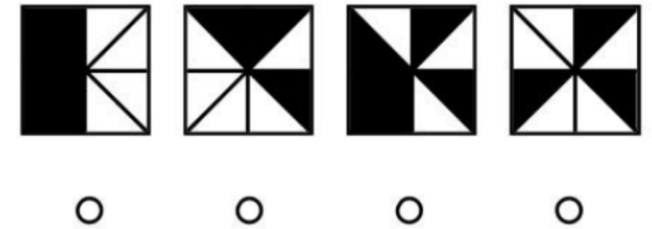
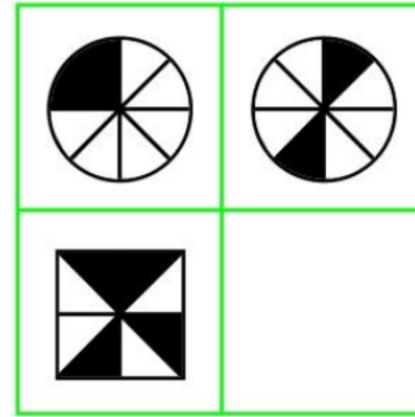
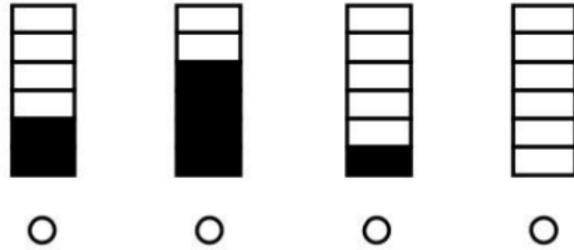
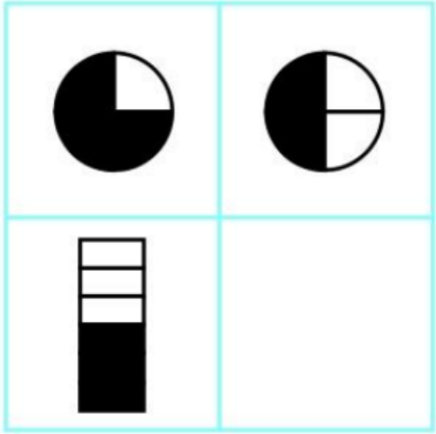




TestingMom.com

INVOLVED PARENTS. SUCCESSFUL KIDS.

# Quantitative Non-Verbal Analogy Puzzles





[5 → 7]      [1 → 3]      [9 → ?]

A. 10    B. 13    C. 0    D. 11    E. 12

[1 → 10]      [11 → 20]      [9 → ?]

A. 90    B. 18    C. 11    D. 19    E. 21

[40 → 20]      [100 → 80]      [20 → ?]

A. 10    B. 0    C. 20    D. 8    E. 18

[5 → 10]      [10 → 20]      [8 → ?]

A. 16    B. 15    C. 18    D. 10    E. 22

[28 → 201]      [201 → 374]      [374 → ?]

A. 547    B. 575    C. 402    D. 574    E. 1374

[400 → 79]      [85 → 16]      [20 → ?]

A. 5    B. 3    C. 9    D. 4    E. 1

[5 → 30]      [3 → 20]      [8 → ?]

A. 48    B. 33    C. 25    D. 45    E. 50

[9 → 6]      [15 → 10]      [21 → ?]

A. 16    B. 14    C. 9    D. 15    E. 18



# TestingMom.com

INVOLVED PARENTS. SUCCESSFUL KIDS.

# How TestingMom.com Can Help

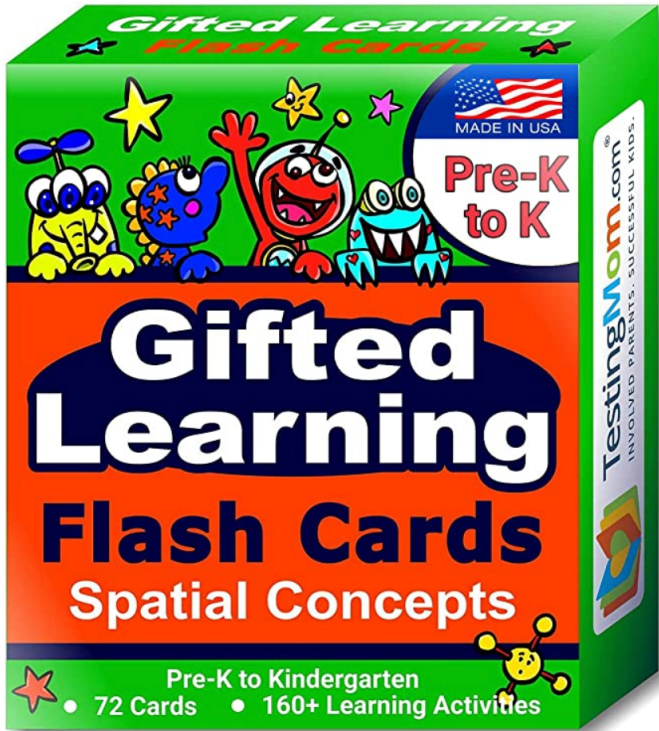
## Practice Non-Verbal Analogies Here!

The screenshot shows the TestingMom.com website interface. At the top, there is a navigation bar with links for HOME, TESTS, SUCCESS STORIES, ABOUT US, STORE, BLOG, and HELP. Below this, a user profile section displays 'Hi, Karen' and 'My Account'. The main content area is divided into two columns. The left column, titled 'Your Child's Test Prep Program', includes a search bar and a list of test prep options: 'NYC Gifted Testing (G&T and Hunter)' and 'NYC Private School'. The right column, titled 'Your Child's Skill Building Academy', features a grid of educational games and resources such as 'Study Island', 'Reading Kingdom', 'buncee', 'ChessKid', 'Big Universe', and 'Brain POP'. A sidebar on the left contains a 'Collapse' button and a 'Select a Test' dropdown menu. Below the sidebar, there are several category buttons: 'Dashboard', 'Site Tour', 'Test Prep' (circled in red), 'Skill Building Academy', 'Parent Resources', 'Kindergarten Readiness', 'Spring Enrichment Program', 'Interactive Games', 'IQ Fun Pack Board Game', and 'GoGoBrain'.

This screenshot shows a detailed view of the 'Practice Questions and Games by Test' section. It features a search bar and a user profile section. Below the navigation bar, there are two main categories: 'Practice Questions and Games by Test' and 'State Achievement Tests'. The 'Practice Questions and Games by Test' section lists various tests, including 'AABL@ - Admissions Assessment for Beginning Learners@', 'Australia Testing', 'BSRA™ - Bracken School Readiness Assessment™', 'California GATE', 'CCAT 7 - Canadian Cognitive Abilities Test™ Form 7', 'Chicago - CPS Test', 'CogAT@ - Cognitive Abilities Test™ - Form 6', and 'CogAT@ - Cognitive Abilities Test™ - Form 7 and 8' (circled in red). The 'State Achievement Tests' section lists tests such as 'KABC™-II - Kaufman Assessment Battery for Children, Second Edition', 'KBIT™-2 - Kaufman Brief Intelligence Test™-2', 'Kindergarten Readiness (for Preschoolers)', 'LAUSD (Los Angeles Unified School District) GATE Magnet', 'MAP - Measures of Academic Progress', 'NNAT2 and NNAT3 - Naglieri Nonverbal Ability Test®, Second and Third Edition' (circled in red), 'SCAT - School and College Ability Test for Johns Hopkins CTY', 'SHSAT - Specialized High School Admissions Test (NYC)', 'STB - Spatial Test Battery for Johns Hopkins CTY', 'TerraNova®, Third Edition', 'The Old CCAT Test', 'TTCT@ - Torrance Tests of Creative Thinking@', 'WASI@-II, The Wechsler Abbreviated Scale of Intelligence® Second Edition', and 'WIAT@-III - Wechsler Individual Achievement Test@-III'.

- Choose [Test Prep](#)
- Choose [View All Tests](#)
- Choose [NNAT – Reasoning by Analogy](#)
- Choose [CogAT – Figure Matrices and Number Analogies](#)



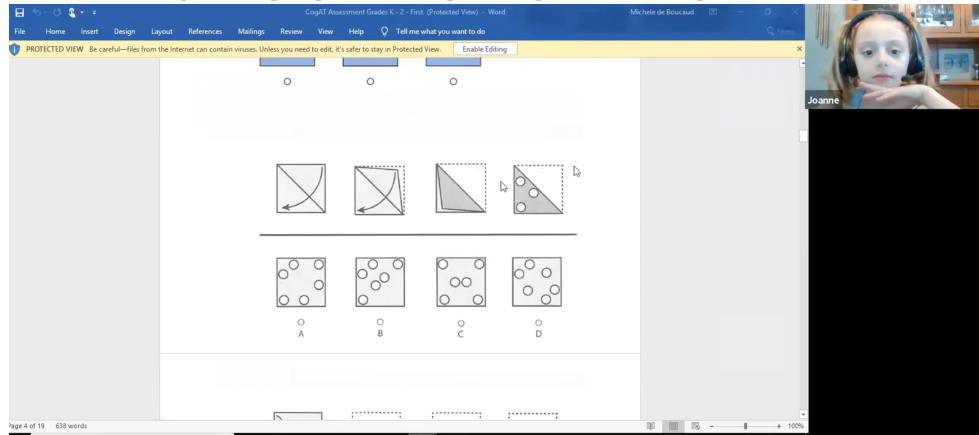


Non-Verbal Flash Cards Break Down Each Type of Analogy Questions with Puzzles



Non-Verbal Analogies and Number Analogies – Pre-K – 7<sup>th</sup> Grade

- Extra support, or
- To simplify your prep completely...



## Analogies for Testing

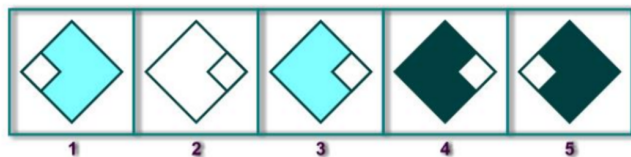
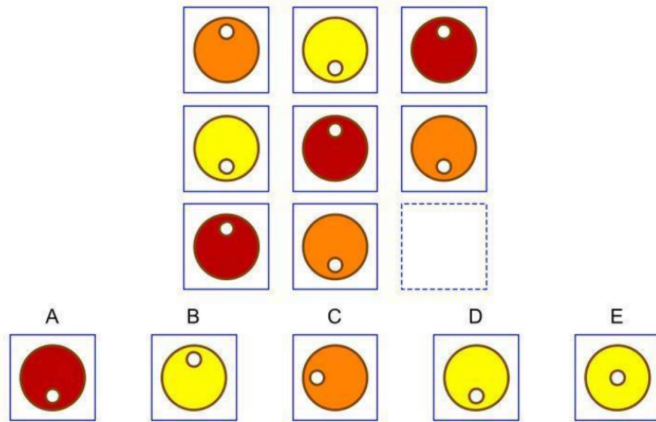
- **Evaluate Level** – Pre- and Post-assessment for figural analogy questions
- **Build up Weaknesses**
- **Teach Nuances** of Each Question Type
- **Teach Test-Taking Skills**
- **Use different ?** than those on the site – site ?'s given as homework
- Math, ELA, Homework Help
- Assessing Skills - Is Your Child at Grade Level?

**813-544-3833**

[Tutoring@testingmom.com](mailto:Tutoring@testingmom.com)

**Next Week: How to Solve Patterning and Serial Reasoning Puzzles**

## Next Week: How to Solve Patterning and Serial Reasoning Puzzles



## Analogies for Testing

- **Evaluate Level** – Pre- and Post-assessment for figural analogy questions
- **Build up Weaknesses**
- **Teach Nuances** of Each Question Type
- **Teach Test-Taking Skills**
- **Use different ?** than those on the site – site ?'s given as homework
- Math, ELA, Homework Help
- Assessing Skills - Is Your Child at Grade Level?

**813-544-3833**

[Tutoring@testingmom.com](mailto:Tutoring@testingmom.com)